



# PEATSA.

Lauro Aguirre No.32-203 . Col. Agricultura. México, D.F. 11360

Tels: 5342-1586 . 5341-8757

contacto@peatsa.com

www.peatsa.com







Messenger: redes\_peatsa@hotmail.com

## PANDUIT® NETWORK CONNECTIVITY GROUP



### PAN-WAY® Type T-45 Fittings

- T-45 fittings are designed to maintain the TIA/EIA 568-B and 569-A required minimum bend radius for high performance copper and fiber optic cabling systems

		Part Number	Part Description	Color	Std. Pkg. Qty.	Std. Ctn. Qty.
		<b>T45CC</b>	<b>T45RA</b>			
		<b>T45IC</b>	<b>T45OC</b>			
		<b>T45T</b>	<b>T45TD</b>			
		<b>T45EC</b>	<b>T45EE</b>			
		<b>T45RLD</b>	<b>T45TRI</b>			
		<b>T45HDB</b>	<b>T45HEB</b>			
		<b>T45HEGB</b>	<b>T45WR-X</b>			
		<b>T45WC</b>	<b>T45WC2</b>			
		<b>T45CCIW-X</b>	T-45 cover coupler fitting. Used to join two pieces of T-45 cover together.	Off White	10	100
		<b>T45RAIW</b>	T-45 right angle fitting. Used to join sections of T-45 raceway at 90° flat junction.	Off White	1	10
		<b>T45ICIW</b>	T-45 inside corner fitting. Used to join T-45 raceway at inside corner.	Off White	1	10
		<b>T45OCIW</b>	T-45 outside corner fitting. Used to join T-45 raceway at 90° outside corner.	Off White	1	10
		<b>T45TIW</b>	T-45 tee fitting includes base and cover. Creates an undivided "Tee" junction between T-45 sections.	Off White	1	10
		<b>T45TD</b>	T-45 divided insert separates power and data within the tee fitting.	Gray	1	10
		<b>T45ECIW</b>	T-45 end cap fitting. Used to terminate or allow entry to raceway.	Off White	1	10
		<b>T45EEIW</b>	T-45 entrance end fitting. With knockouts for 1/2", 3/4", 1" and 1 1/4" conduit to allow entry from ceiling or through wall.	Off White	1	10
		<b>T45RLDIW</b>	T-45 reducer fitting. Reduces from T-45 to LD10 profile raceway.	Off White	1	10
		<b>T45TRI</b>	Provides bend radius control at transition from T-70 to T-45 when used with T70TR.	Gray	1	10
		<b>T45HDBIW</b>	Snap-on hinged data bracket for mounting for <i>MINI-COM</i> ® and <i>OPTI-JACK</i> ™ modules vertically inline within T-45 raceway. Can be hinged opened on either side of T-45 base.	Off White	1	10
		<b>T45HEBIW</b>	T-45 electrical bracket and box for duplex electrical outlet.	Off White	1	10
		<b>T45HEGBIW</b>	T-45 electrical bracket and box for rectangular style electrical outlet.	Off White	1	10
		<b>T45WR-X</b>	T-45 wire retainers hold wires in place. Will not interfere with cover installation.	Gray	10	100
		<b>T45WCIW</b>	T-45 offset box accepts any standard electrical or communication outlet. Accepts any NEMA standard screw-on faceplate. Also accepts <i>PAN-WAY</i> Electrical Snap-On Faceplates.	Off White	1	10
		<b>T45WC2IW</b>	T-45 offset box accepts any <i>PAN-WAY</i> Snap-On Communication Faceplates.	Off White	1	10

‡ For other colors replace IW (Off White) with EI (Electric Ivory).