

**Order Information**

**MT6, MT7, AND MT8 RACEWAY FITTINGS AND SURFACE BOXES**

"Cover Only" fittings: telecommunications applications when bend radius is not critical; or power applications when mitered raceway corners completely encapsulate the wires.

"Base and Cover" fittings: all applications where maintaining 1 1/4" bend radius is critical.

**Flat Elbow**

Cover only	Catalog No.
MT6	<b>MT6FEC</b>
MT7	<b>MT7FEC</b>
MT8	<b>MT8FEC</b>
Base and cover	Catalog No.
MT6	<b>MT6FEBC</b>
MT7	<b>MT7FEBC</b>
MT8	<b>MT8FEBC</b>



**Conduit Adapter/  
Ceiling Fitting**


Knockouts: End and Base  
1/2" through 1"

	Catalog No.
MT6/MT7	<b>MT67CACF</b>
MT8	<b>MT8CACF</b>



**Internal Elbow**

Cover only	Catalog No.
MT6	<b>MT6IEC</b>
MT7	<b>MT7IEC</b>
MT8	<b>MT8IEC</b>
Base and cover	Catalog No.
MT6	<b>MT6IEBC</b>
MT7	<b>MT7IEBC</b>
MT8	<b>MT8IEBC</b>




**Security Strap**

Use as splice cover or when added security is required.

Mounting hole: 0.19" Dia.

	Catalog No.
MT6	<b>MT6SS</b>
MT7	<b>MT7SS</b>
MT8	<b>MT8SS</b>



**External Elbow**

Cover only	Catalog No.
MT6	<b>MT6EEC</b>
MT7	<b>MT7EEC</b>
MT8	<b>MT8EEC</b>
Base and cover	Catalog No.
MT6	<b>MT6EEBC</b>
MT7	<b>MT7EEBC</b>
MT8	<b>MT8EEBC</b>



**Reducer**

MT8 to MT6 or MT7

Catalog No. **MT678RED**




**Light Fixture Box**

	Catalog No.
MT6/MT7/MT8	<b>MT678FB</b>



**Tee Cover**

Cover only	Catalog No.
MT6	<b>MT6TCC</b>
MT7	<b>MT7TCC</b>
MT8	<b>MT8TCC</b>
Base and cover	Catalog No.
MT6	<b>MT6TCBC</b>
MT7	<b>MT7TCBC</b>
MT8	<b>MT8TCBC</b>



**Station Boxes, 1-Gang**


Boxes will accommodate either MTP or IFP plates (see page G14).

Description	Catalog No.
Low-profile	<b>MT678LB</b>
Standard	<b>MT678SB</b>
Deep	<b>MT678DB</b>



**Splice Cover**

	Catalog No.
MT6	<b>MT6SC</b>
MT7	<b>MT7SC</b>
MT8	<b>MT8SC</b>



**Station Boxes, 2-Gang**

Boxes will accommodate either MTP or IFP plates (see page G14).

Description	Catalog No.
Communications (IFP plates only)	<b>MT678CTGB</b>
Divided (1-gang MTP plates only)	<b>MT678TGD</b>
Qty. of two, 1-gang MTP plates required per box.	



**End Cap**

	Catalog No.
MT6	<b>MT6EC</b>
MT7	<b>MT7EC</b>
MT8	<b>MT8EC</b>




**Pass-Thru Dividers**

Description	Catalog No.
1-Gang	<b>MT678DT1G*</b>
2-Gang	<b>MT678DT2G**</b>

\* Use MT678DB when 1-gang pass-thru tunnel is required.

\*\* Use MT678TGD when 2-gang pass-thru tunnels are required.



 For surface mount boxes (ISM series) compatible with MediaTrak raceway, see page B26-B27. See page G14 for MTP and IFP face plate options.

For Dimensions, see pages G12 to G13.