




PEATSA

Lauro Aguirre No. 32-203 . Col. Agricultura. México, D.F. 11360
www.peatsa.com Tels. 5341-8757 . 5342-1586
contacto@peatsa.com



ALTOS LST Lite Cable | Drawing ZA-2664

006KSC-T4130A20

2-24 Fibers

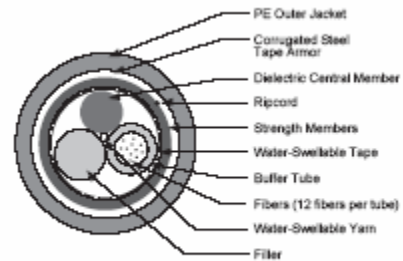
An Evolant™ Solutions Product

Description

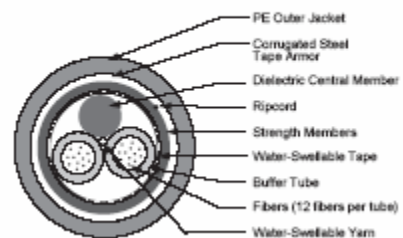
ALTOS® LST™ Lite™ Cables are small-diameter, lightweight cables designed for duct, direct-buried and aerial (lashed) installations. The loose tube design provides stable performance over a wide temperature range and is compatible with any telecommunications-grade optical fiber.

Features / Benefits

- Corrugated steel tape armor provides rodent resistance for direct-buried applications
- Flexible, craft-friendly buffer tubes are easy to route in closures
- Standard buffer tube size reduces the number of access tools required by craft personnel
- Dry™ Cables, incorporating an innovative waterblocking design, eliminate the need for traditional flooding compound, providing efficient and craft-friendly cable preparation
- S-Z stranded, loose tube design isolates fibers from installation and environmental rigors and facilitates mid-span access
- Dielectric strength members have no preferential bend and require no bonding or grounding
- Medium-density PE jacket is rugged, durable and easy to strip
- Meets industry standards and specifications including ICEA-640 and Telcordia, and is listed with RUS 1755.900



12-Fiber ALTOS LST Lite Cable | Drawing ZA-2071





PEATSA

Lauro Aguirre No. 32-203 . Col. Agricultura. México, D.F. 11360
www.peatsa.com Tels. 5341-8757 . 5342-1586
 contacto@peatsa.com

Specifications

Maximum Tensile Loads	Short-Term: 2700 N (600 lbf) Long-Term: 890 N (200 lbf)
Storage Temperature	-40° to +70°C (-40° to +158°F)
Installation Temperature	-30° to +70°C (-22° to +158°F)
Operating Temperature	-40° to +70°C (-40° to +158°F)

Fiber Count	Number of Tubes	Nominal Weight kg/km (lb/1000 ft)	Nominal Outer Diameter mm (in)	Minimum Bend Radius Loaded cm (in) Installed cm (in)	
2-24	2	145 (97)	12.3 (0.5)	18.5 (7.3)	12.3 (4.8)

Transmission Performance Table

Fiber Code	K	C	R	R	E	E
Performance Option Code	30	31	01	00	01	00
Fiber Type	62.5/125 µm (850/1300 nm)	50/125 µm (850/1300 nm)	Single-mode (1310/1550 nm)	Single-mode (1310/1550 nm)	Single-mode (1310/1383/1550 nm)	Single-mode (1310/1383/1550 nm)
Maximum Attenuation (dB/km)	3.5/1.0	3.5/1.5	0.4/0.3	0.35/0.25	0.4/0.4/0.3	0.35/0.35/0.25
Minimum LED Bandwidth (MHz*km)	200/500	500/500	- / -	- / -	- / - / -	- / - / -
Minimum Effective Modal Bandwidth (MHz*km)	220/ -*	510/ -*	- / -	- / -	- / - / -	- / - / -
Serial Gigabit Ethernet Distance (m)	300/550	600/600	5000/ -	5000/ -	5000/ - / -	5000/ - / -
Serial 10 Gigabit Ethernet Distance (m)	33/ -	82/ -	10000/40000	10000/40000	10000/40000	10000/40000

* EMB when deployed with 850 nm, 1 Gb/s VCSELs as predicted by RML Bandwidth using FOTP-204.